


STICKY HERMANA

Table of Contents

Book Review.....	2
After Reading: Claudia.....	3
After Reading: Monica	4
When Siblings Are Fun.....	5
When Siblings Are Sticky	6
Venn Diagram: Claudia and Monica	7
Venn Diagram: Me and My Sibling (or Friend)	8
After Reading: Character Feelings.....	9
After Reading: Your Reaction	10
After Reading: The Resolution....	11
After Reading: Your Solution	12
Write Your Story.....	13
Español Flashcards.....	14
English Flashcards.....	15

ACTIVITY KIT



978-1-62354-454-6 English HC
978-1-62354-455-3 Spanish HC
by Ana Siqueira
illustrated by Olivia de Castro

About the Book

Claudia's little sister Monica is fun, especially to blow bubblegum peace bubbles with. But sometimes Monica is just way too sticky—wanting to do everything Claudia does. Claudia finally loses it when Monica tries to come to her soccer tournament. She tells her little sister that there's a monster that eats little kids. Disaster! The girls have to find a way to make up. But when those bubblegum peace bubbles go awry, it brings an entirely new meaning to the word sticky!

About the Author

Ana Siqueira is a Spanish-language elementary teacher and an award-winning Brazilian children's author. Her books include *Bella's Recipe for Success* and *If Your Babysitter Is a Bruja*. Besides writing, Ana loves to read, teach, and play with her Cuban Brazilian American grandchildren.

About the Illustrator

Olivia de Castro is an illustrator who grew up in a Colombian-Dominican family and graduated from Pratt Institute with a degree in communications design and a concentration in illustration.



BOOK REVIEW

SUMMARY

NAME OF BOOK

Sticky
HERMANA

AUTHOR/ILLUSTRATOR

RATING



CHARACTERS

FAVORITE PART

NAME




After Reading: Claudia

Name: _____

Date: _____

Who is Claudia?

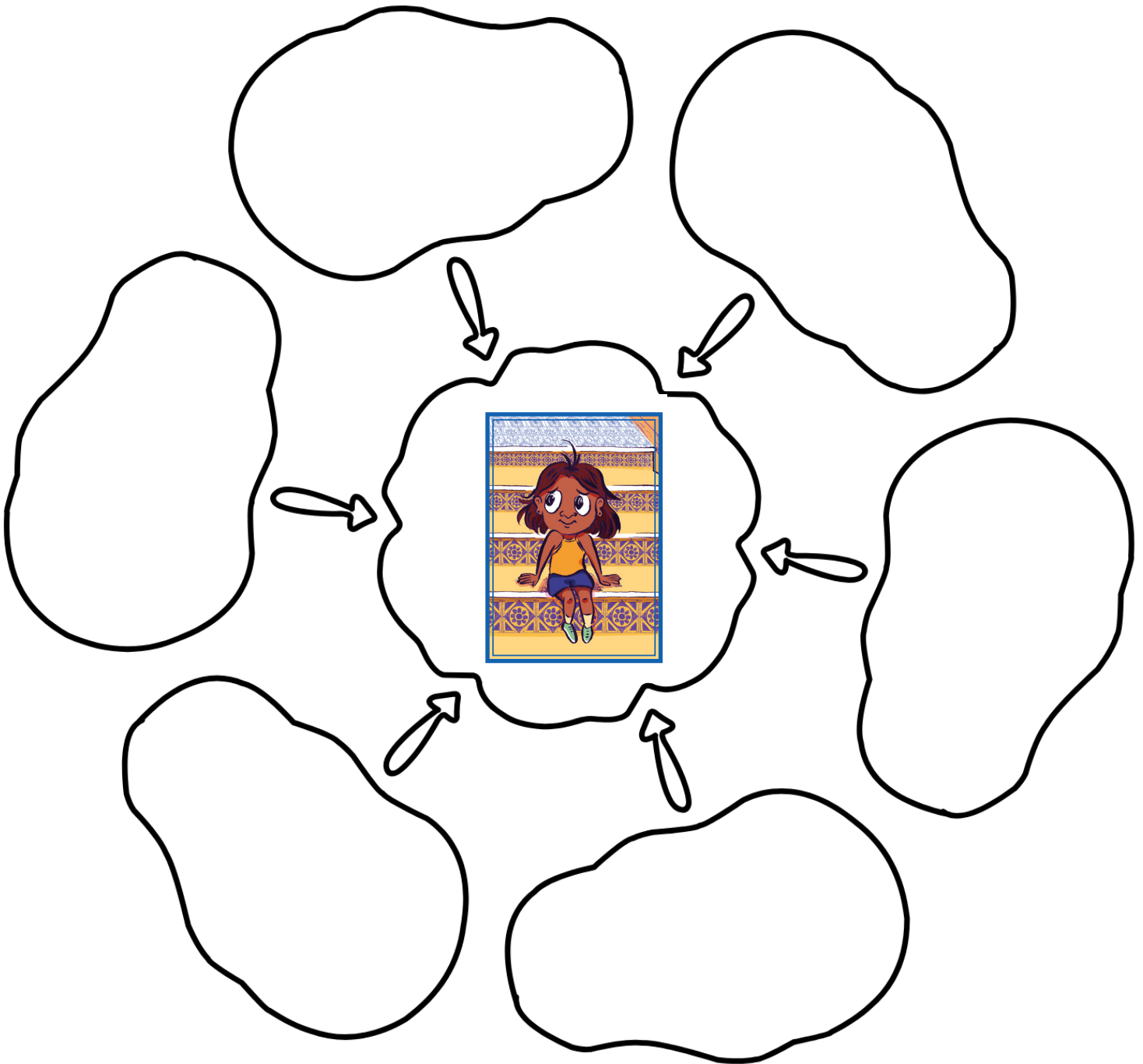


After Reading: Monica

Name: _____

Date: _____

Who is Monica?





ACTIVITY KIT

When Siblings Are Fun

Name: _____

Date: _____

Draw the scenes where Claudia thinks having a sister is fun.

Draw a scene of yourself having fun with your sibling or friend.



ACTIVITY KIT

When Siblings Are Sticky

Name: _____

Date: _____

Draw the scenes where Claudia thinks her sister is too sticky.

Draw a scene when your sibling or friend is too sticky.



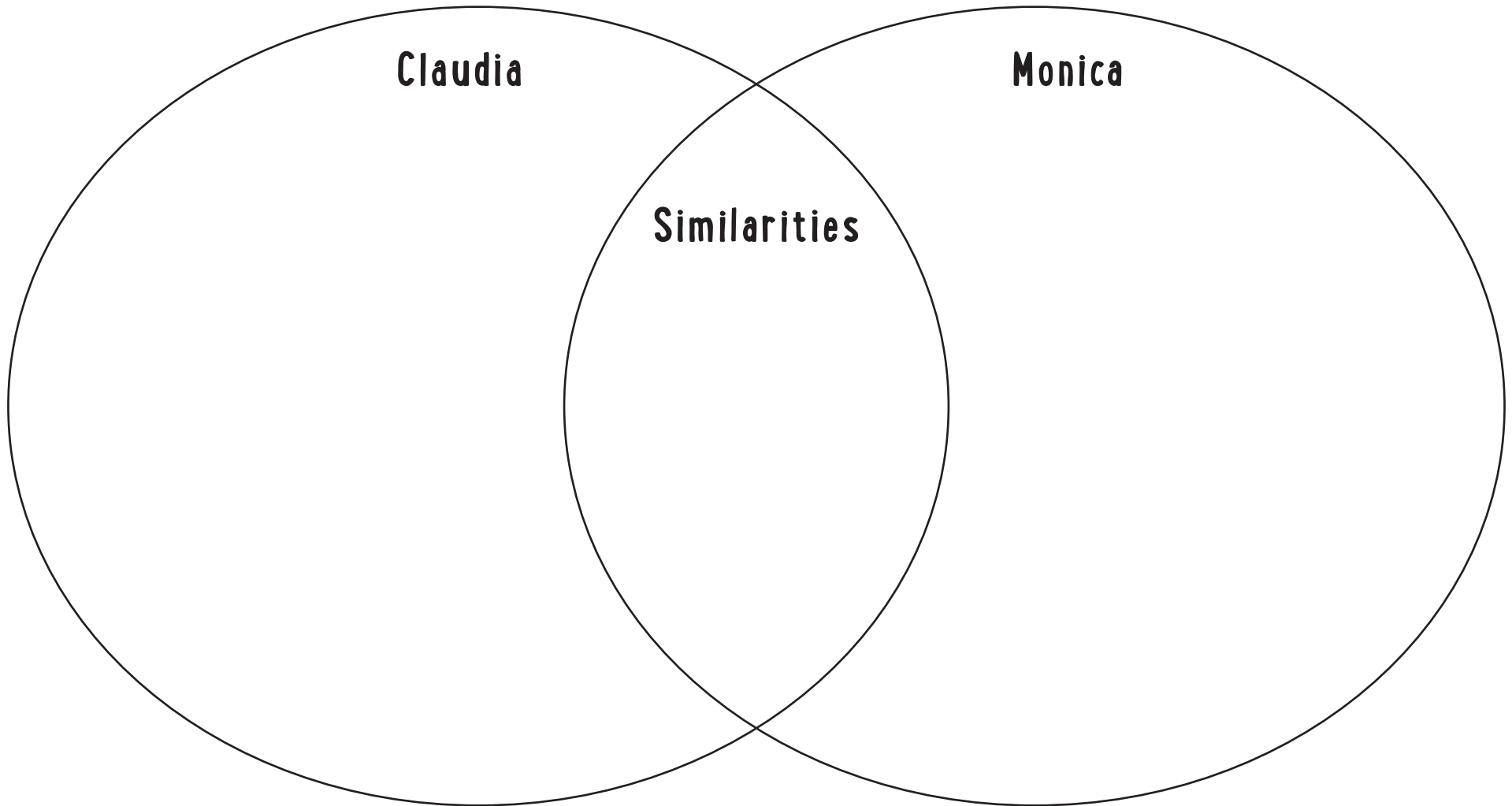
ACTIVITY KIT

Venn Diagram: Claudia and Monica

Name: _____

Date: _____

How are Claudia and Monica similar and different? Write down their differences in their respective circles and their similarities in the overlap in the middle.





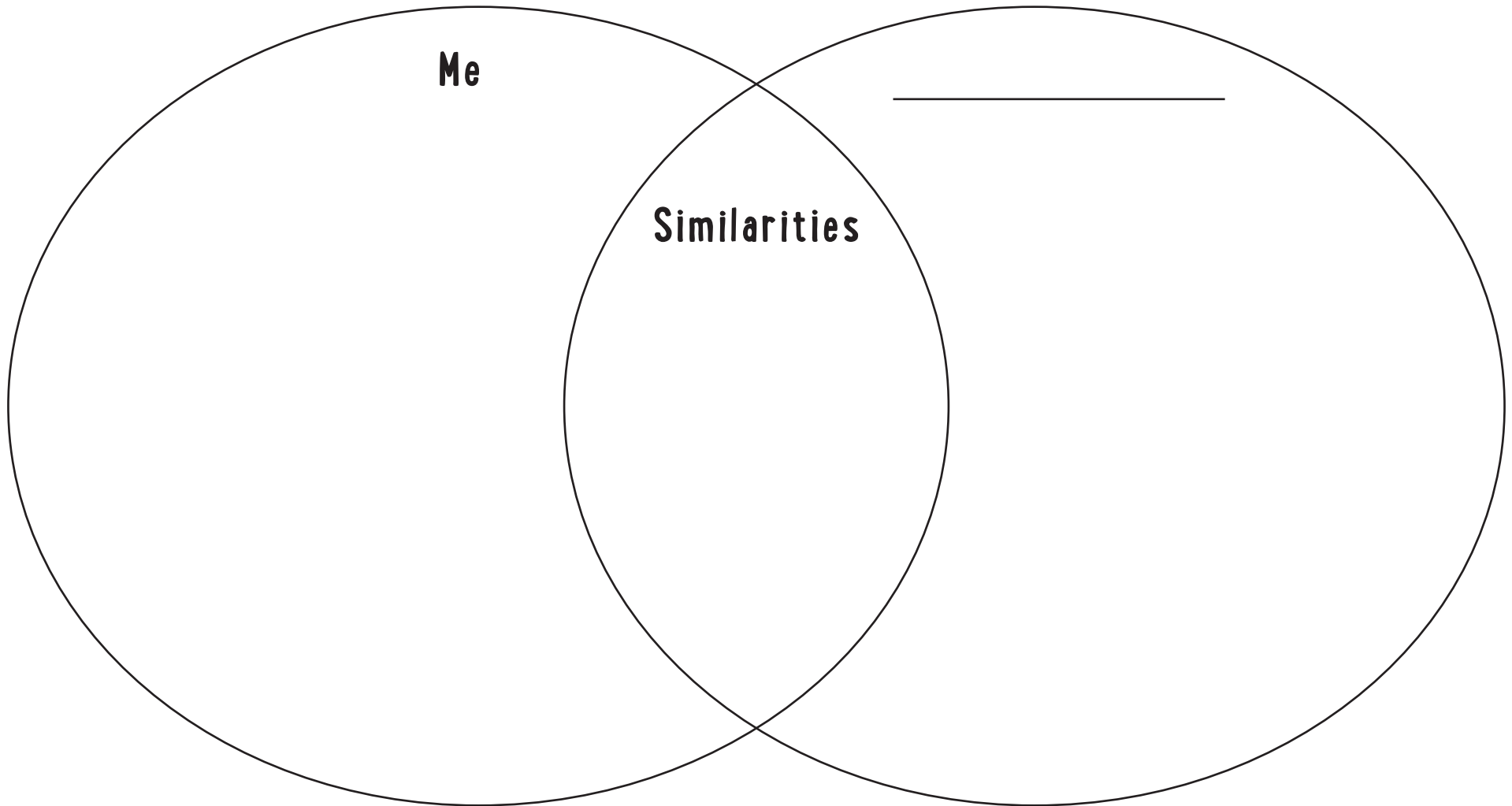
ACTIVITY KIT

Venn Diagram: Me and My Sibling (or Friend)

Name: _____

Date: _____

How are you and your sibling or friend similar and different?
Write down your differences in your respective circles and
your similarities in the overlap in the middle.





ACTIVITY KIT

After Reading: Character Feelings

Name: _____

Date: _____

Claudia feels . . .

Monica feels . . .

If I were Claudia, I'd feel . . .

If I were Monica, I'd feel . . .



ACTIVITY KIT

After Reading: Your Reaction

Name: _____

Date: _____

Claudia wants to play soccer. Monica wants to come, too.
Is it okay for Claudia to want to go by herself? Why?





ACTIVITY KIT

After Reading: The Resolution

Name: _____

Date: _____

Write and draw the solution Monica and Claudia come up with after they make up.

A large, empty rectangular box with rounded corners, outlined in black, intended for a student to draw a solution.Seven horizontal black lines spaced evenly apart, intended for a student to write a solution.



ACTIVITY KIT

After Reading: Your Solution

Name: _____

Date: _____

Can you think of a different solution for Claudia and Monica?
Write and draw it below.

A large, empty rounded rectangle with a black border, intended for a drawing or illustration.A series of eight horizontal black lines, intended for writing a response.



ACTIVITY KIT

Write Your Story

Name: _____

Date: _____

Sticky Hermana is based on the true story
of author Ana Siqueira and her sister.

Write and illustrate your story between you and your sibling or friend!



ACTIVITY KIT

Español Flashcards

Name: _____

Date: _____

Choose nine words from the glossary in Spanish. Write and illustrate them!



ACTIVITY KIT

English Flashcards

Name: _____

Date: _____

Write and draw the English translations of the Spanish words you chose.
